

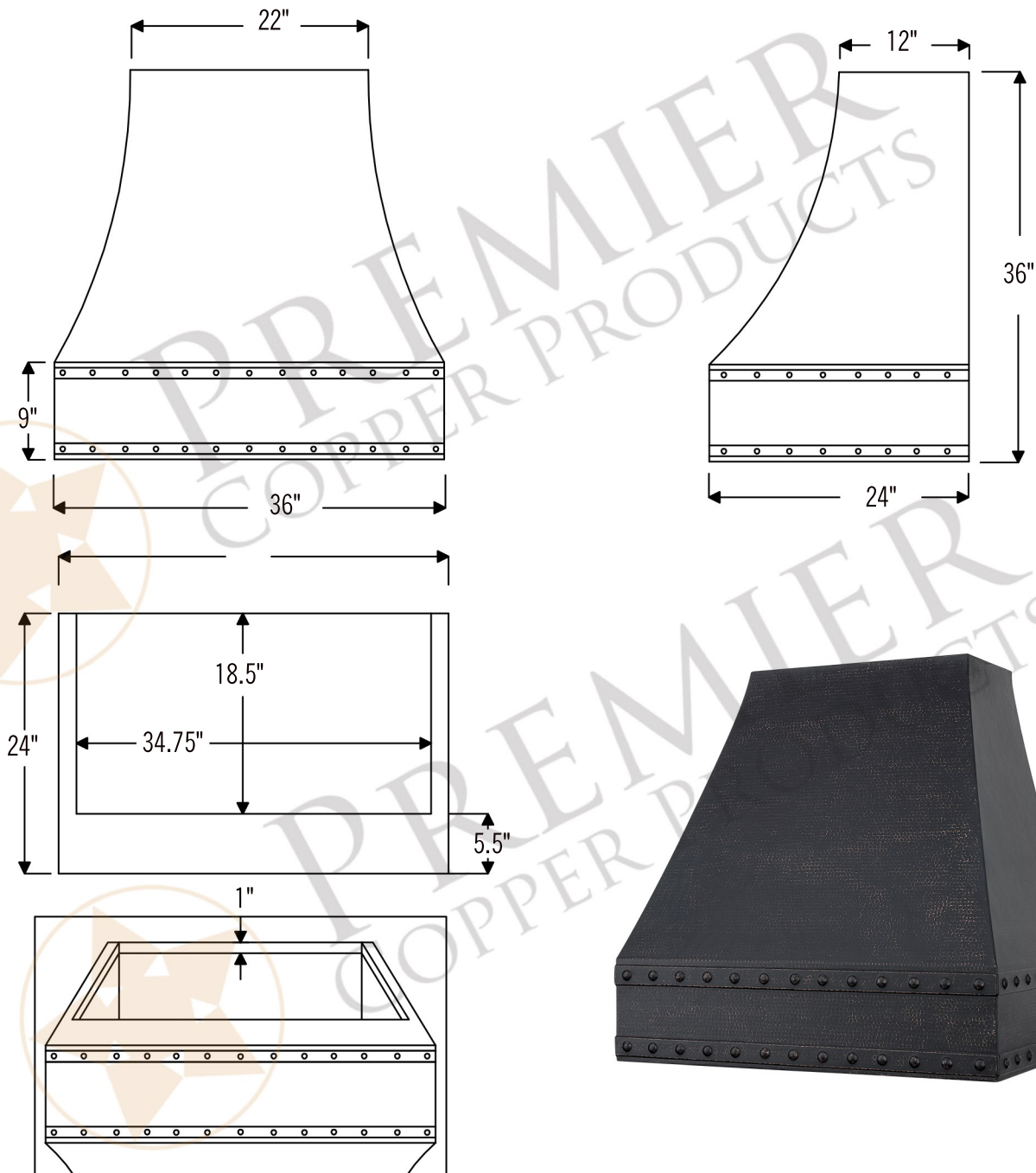


PREMIER
COPPER PRODUCTS

HV-CORREA36BLK-C2036BP1-TWSB

- * Description: 36 Inch 1250 CFM Hand Hammered Copper Wall-Mounted Correa Range Hood with Slim Baffle Filters
- * Outer Dimensions: 36" x 24" x 36"
- * Top Dimensions: 22" x 12"
- * Bottom Dimensions: 36" x 24"
- * Skirt Height: 9"
- * Finish: Glazed Black

Page 1 of 2




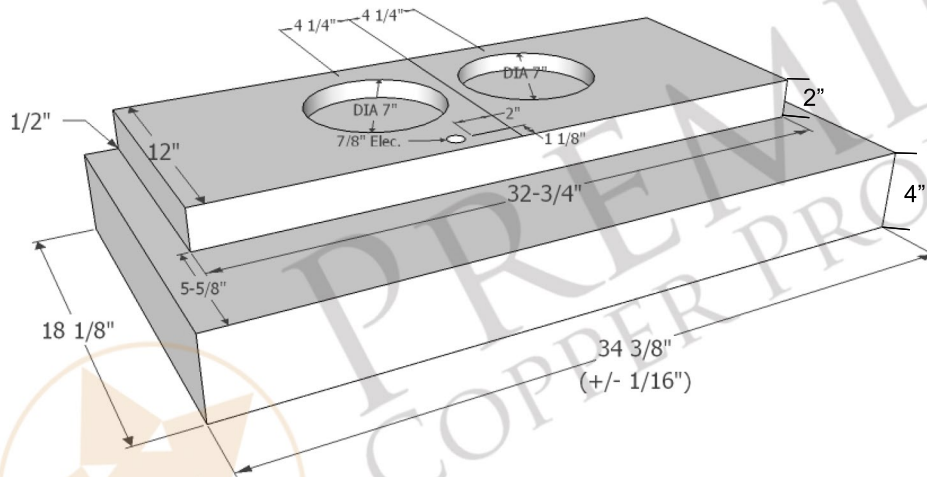
THIS PRODUCTS IS HAND CRAFTED, SMALL VARIANCES IN COLOR AND SIZE MAY OCCUR.
DO NOT MAKE ANY INSTALLATION CUTS UNTIL YOU RECEIVE YOUR ITEM(S).

HV-CORREA36BLK-C2036BP1-TWSB

- * Description: 36 Inch 1250 CFM Hand Hammered Copper Wall-Mounted Correa Range Hood with Slim Baffle Filters
- * Insert Model Number: C2036BP1-TWSB
- * Insert Description: 1250 CFM, 1.5 -4.6 Sones, Variable Controls, Twin Centrifugal Blowers, Heat Controlled Thermostat
- * Insert Duct: **Two 7" Round Vent Opening**
- * Insert Lighting: LED Bulbs Included / *Lights Located on Front Panel*
- * Filter: Slim Baffle Filter
- * Insert Finish: Stainless Steel



POWERED LINER SPECIFICATIONS



3/4" Flange for perfect fit.

SEVEN YEAR, IN HOME, LIMITED WARRANTY ON INSERT, THE BEST IN THE INDUSTRY!

Please visit ImperialHoods.com to view the details on their warranty.

All dimensions on inserts are (+/-) 1/8" and are subject to change. Drawings are not to scale.