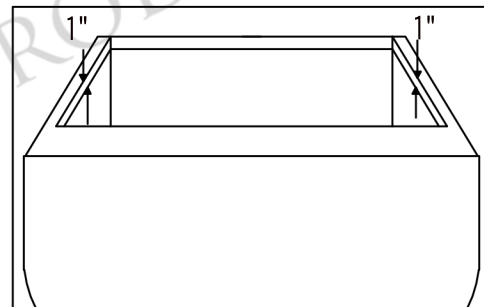
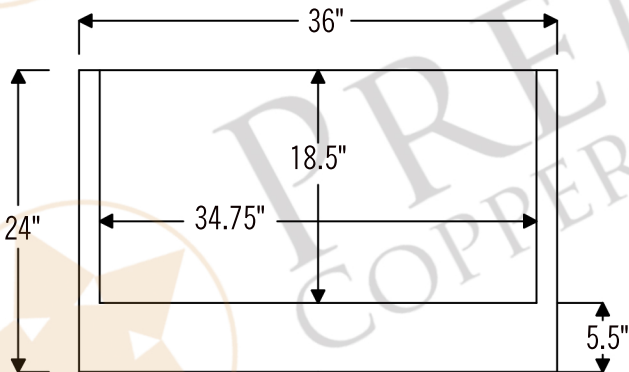





- * Description: 36 Inch 735 CFM Hand Hammered Copper Wall Mounted Campana Range Hood with Slim Baffle Filters
- * Outer Dimensions: 36" X 24" X 36"
- * Top Dimensions: 20" X 12"
- * Bottom Dimensions: 36" X 24"
- * Bottom Opening Dimensions: 34.75" x 18.5"
- * Finish: Oil Rubbed Bronze


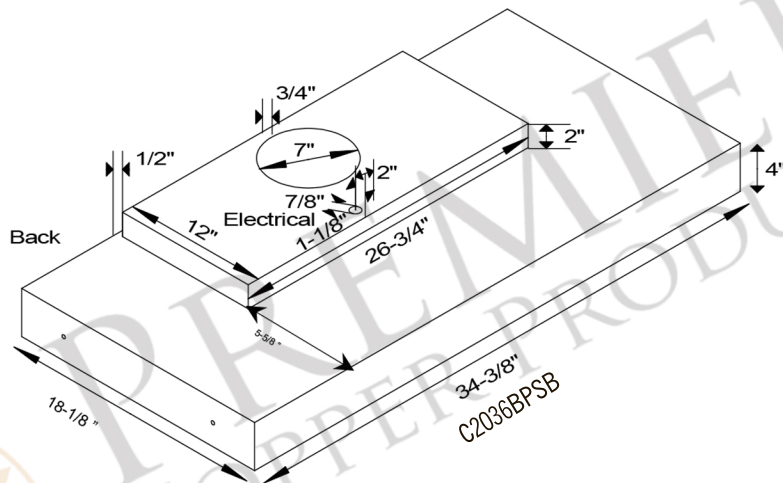




- * Description: 36 Inch 735 CFM Hand Hammered Copper Wall Mounted Campana Range Hood with Slim Baffle Filters
- * Insert Model Number: C2036BPSB
- * Insert Description: 735 CFM, 1.5-4.6 Sones, Variable Controls,
- * Insert Duct: Single 7" Round Vent Opening
- * Lighting: LED Bulbs Included / *Lights Located on Front Panel*
- * Filter: Slim Baffle Filters
- * Insert Finish: Stainless Steel



POWERED LINER SPECIFICATIONS



3/4" Flange for perfect fit.

SEVEN YEAR, IN HOME, LIMITED WARRANTY ON INSERT, THE BEST IN THE INDUSTRY!

Please visit ImperialHoods.com to view the details on their warranty

All dimensions on inserts are (+/-) 1/8" and are subject to change. Drawings are not to scale.